

# Electric pocket umbrella FARE® eBrella 5382



## Safety and operation

Operating manual

Original EN  
Edition 9.2022

FARE – Guenther Fassbender GmbH  
Stursberg II 12  
D-42899 Remscheid

Tel +49 (0) 2191 60915-0  
Fax +49 (0) 2191 60915-20  
Web fare.de  
E-mail info@fare.de



## 1 Safety

Please read the safety advice and these instructions before using the umbrella. In this way, you will avoid injury or damage to yourself or other persons.

### Unpacking

#### Packaging material is not a toy

Dispose of plastic bags and other packaging material properly immediately after unpacking.

*Children, persons with disabilities or animals cannot assess the risks posed by packaging material and may be injured or killed while playing.*

#### Keep the instructions in a safe place

These instructions belong to the umbrella. Keep this manual for future reference, so that you or other persons can access the information on safety and operation.

*Missing information can lead to accidents.*

#### Proper use

The umbrella is designed to guard against precipitation. Any other use, even in extreme weather situations, is not permitted. Use for other purposes may result in injuries.

### Opening

#### Check for damage

Check the umbrella for damage before opening. If you notice any damage, do not open the umbrella.

*A damaged umbrella can injure you when opening it.*

#### Only proficient persons

Only allow proficient persons to open or close the umbrella.

*Inexperienced persons, persons with disabilities, or small children can injure themselves or other persons when opening or closing.*

## Pay attention to your surroundings

Pay attention to the area around you when opening and closing the umbrella. You need enough free space around you when opening and closing the umbrella.

*You, other persons or animals may be injured when the device is opened out.*

### Closing

#### Secure the umbrella with the closing strap

Secure the umbrella with the closing strap after closing. This prevents accidental opening of the umbrella.

*An umbrella opening unexpectedly can cause injuries.*

### Storage

#### Choose a safe place

Choose a safe place for storage that is not accessible to persons with disabilities or children.

*Playing with the umbrella can cause injury to persons.*

#### Keep the "Open and close" button clear.

Ensure that the button is not accidentally pressed permanently when in storage.

*A button that is pressed permanently may cause the battery to overheat.*

### Disposal

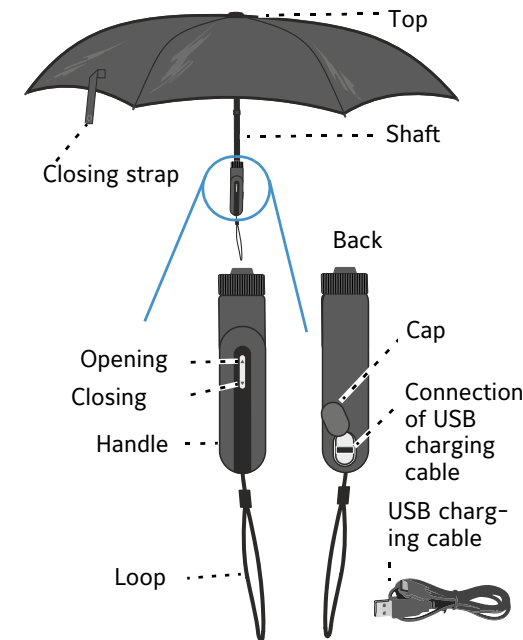
#### Do not dismantle the umbrella

Do not dismantle the umbrella before disposal.

*You may be injured on sharp edges or pointed parts.*

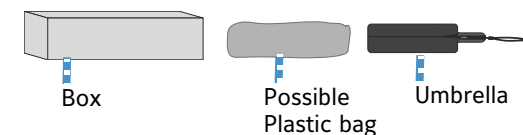
## 2 In advance

Get to know your new umbrella here.



## 3 Unpacking

After unpacking, please dispose of the packing material properly. Observe the regulations for disposal for your local area.



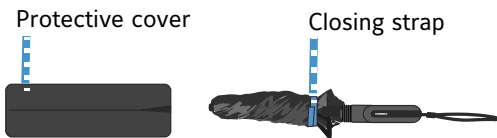
- ▶ Unpack the umbrella
- ▶ Dispose of box and plastic bag

Mark	Material	Class
	Box	21 Pap
	Plastic	07 CPE



# 4 Opening

You can open the umbrella at the push of a button.



- ▶ Take umbrella from the protective cover
- ▶ Open the closing strap



*Do not reach into the ribs when opening or closing the umbrella. There is a risk of crushing injuries.*



- ▶ Hold the umbrella away from you and press the "Open" button. The umbrella opens up.

# 5 Closing

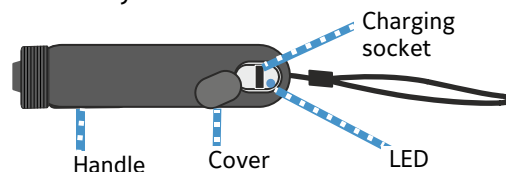
You can close the umbrella by pressing the button.



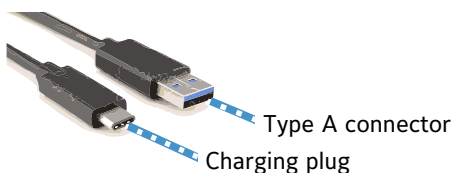
- ▶ Hold the umbrella away from you and press the "Close" button. The umbrella closes.
- ▶ Secure the umbrella with the closing strap

# 6 Charging

The umbrella has a rechargeable battery. If the Open/Close button is red, you have to charge the battery. Use the USB charging cable supplied for charging the battery.



- ▶ Open cover



The USB charging cable has a type A connector and a charging plug

- ▶ Put the charging plug in the charging socket of the umbrella

You can use a typical USB charger as a charger. The charger must meet the following requirements:

Output	5 V
Current	450 mAh

- ▶ Connect type A connector to an appropriate charger. The LED on the handle of the umbrella lights up red during charging.

### Notice:

When the battery is charged, the LED is green.

- ▶ After charging is completed remove the charging plug from the charging socket and close the charging socket with the cover.

# 7 Storage

You should keep the umbrella dry and in a safe place.

### Tips

- Leave a wet umbrella open to dry.
- You can safely store the dry umbrella closed, with fastening strap and the protective cover.

# 8 Care

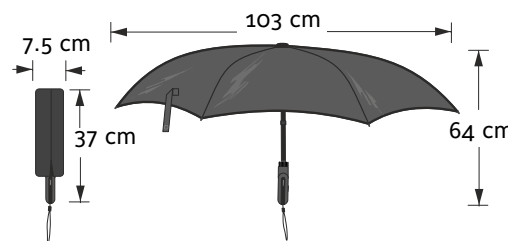
The umbrella requires little care.

### Tips

- You can use a damp cloth for the cover. Do not use any cleaning product, otherwise the cover will become permeable to water.
- A dry, soft cloth is suitable for the shaft and handle.

# 9 Technical specifications

The umbrella has a motor and battery.



# 10 Disposal

When the umbrella has served its time, you can dispose of it like a small electrical appliance. Find out about the regulations applicable to your local area at the time of disposal.



Do not dispose of umbrella in household waste.

### Tips

- You can put the umbrella into the collection for electrical and electronic equipment.

## CE mark

For your safety we produced the umbrella according to the relevant EU and UKCA guidelines. The umbrella has the CE mark and the UK-CA mark.

Mark	Range of validity
CE	Within the EU
UK CA	Within Great Britain

Electric pocket umbrella

FARE® eBrella 5382

- RoHS directive 2011/65/EU
- EMC directive 2014/30/EU

Assorted samples of harmonized standards:

- EN 55032:2015
- EN 55035:2017
- EN 62321:2009